


HOW YOUR CUSTOMERS REDEEM YOUR OFFER



DOWNLOAD LOYALFREE

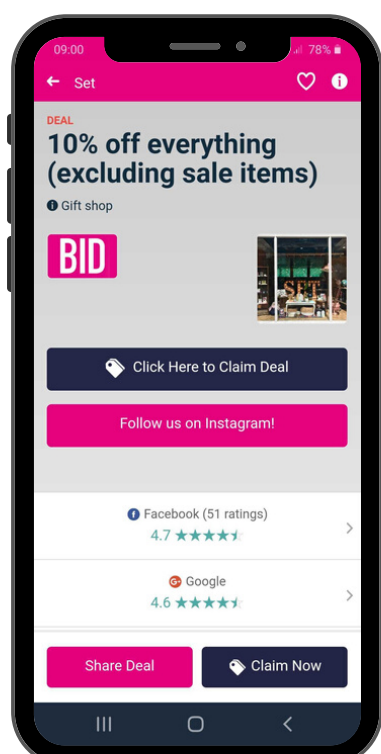
Your customers can easily download the LoyalFree app by searching for **LoyalFree** on the iPhone or Android App Stores



CLAIM A DEAL

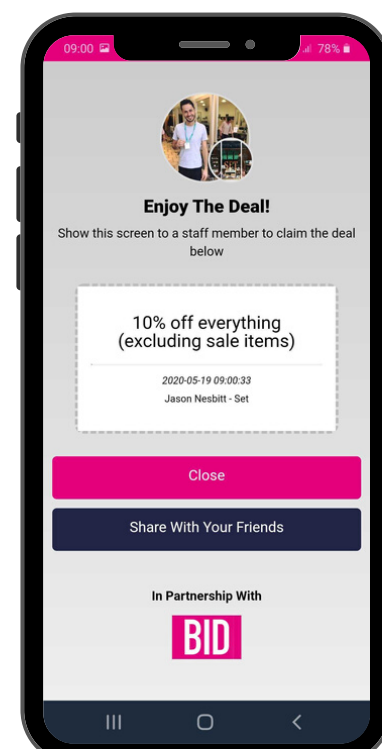
EXAMPLE OFFER

10% Discount



STEP 1

Open the LoyalFree app and click on your business profile



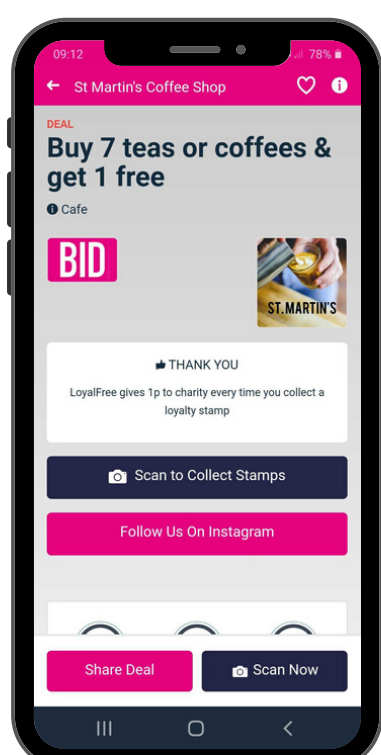
STEP 2

Click the **Claim** button in your business profile to redeem and show the screen

LOYALTY SCHEMES

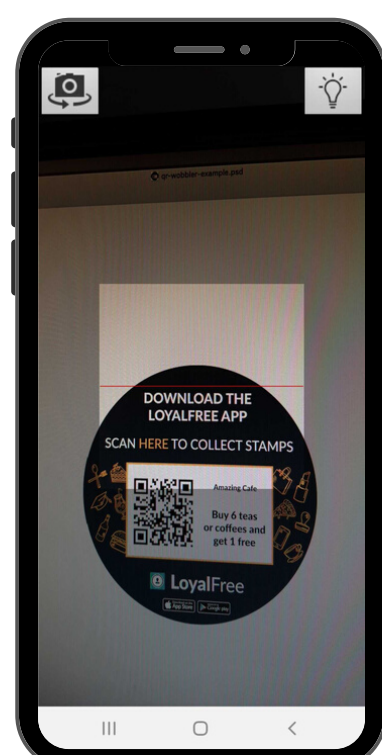
EXAMPLE OFFER

Buy 5 Coffees & Get 1 Free



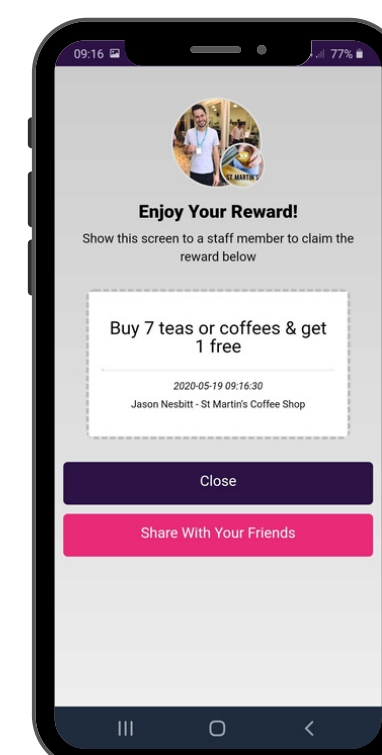
STEP 1

Open the LoyalFree app and click on your business profile



STEP 2

Click the **Scan** button and scan your QR code to collect stamps



STEP 3

Keep on scanning the same code to claim a reward

www.loyalfree.co.uk/demo

HOW TO UPDATE YOUR LOYALFREE PROFILE



1

LOG IN TO THE LOYALFREE DASHBOARD

Go to the website below and login using your email and the password that was emailed to you:

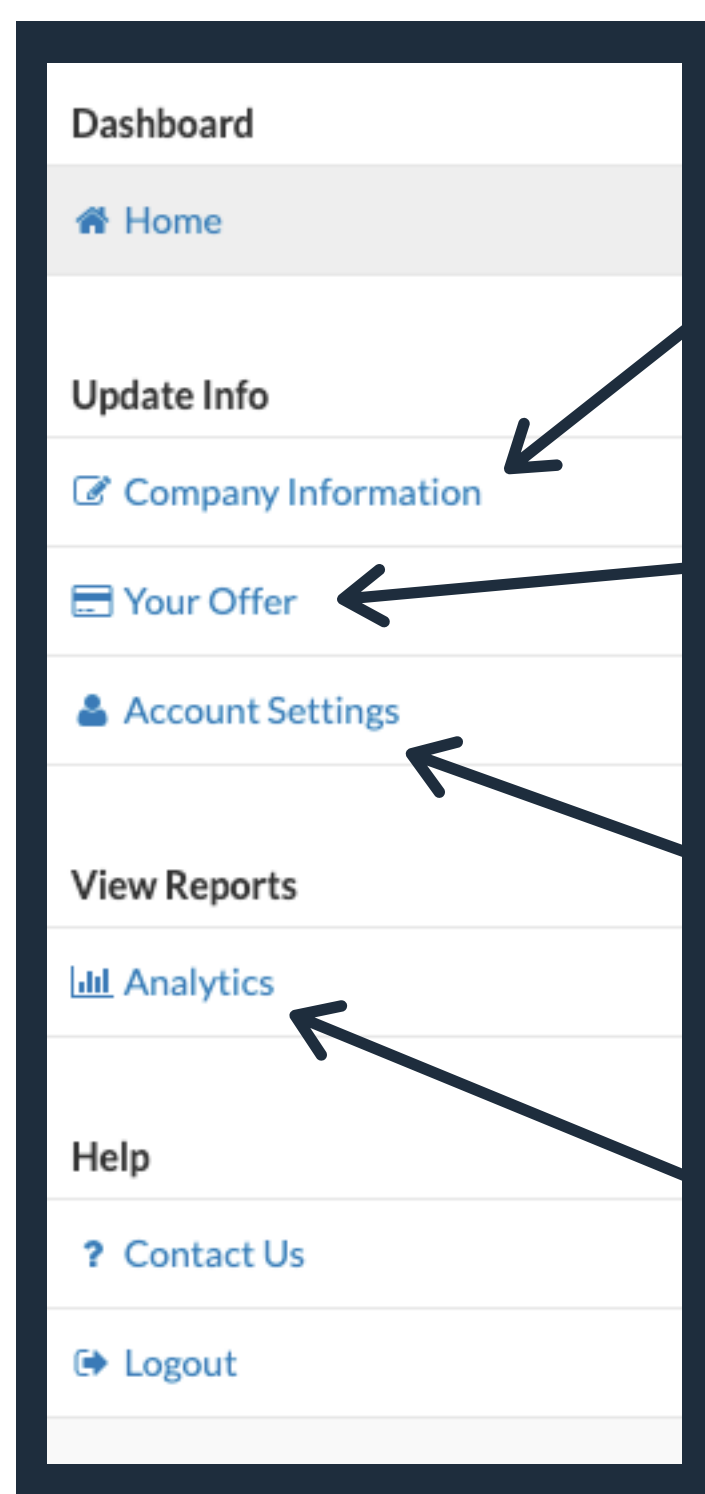
www.loyalfree.co.uk/update

i

Don't worry if you don't remember your password, there is a **Reset Your Password** button on the login screen

2

USE THE MENU ON THE LEFT TO UPDATE YOUR BUSINESS PROFILE



Update your company logo, social media accounts and call to action

Update your offer, terms & conditions and offer end date

Change your account email and password

View the results of your promotions

3

GET IN TOUCH WITH LOYALFREE IF YOU HAVE ANY QUESTIONS:

info@loyalfree.co.uk